
























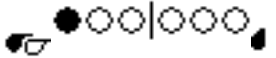


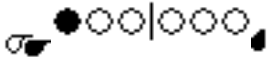

































Note	Written	Fingering		Description
B_3 C_4		T 123 123 _B		Basic.
B_3 C_4		T 123 123 _C		Basic.
C_4 D_4		T 123 123 _{C#}		Basic.
D_4		T 123 123		Basic.
D_4 E_4		T 123 123 _{E_b}		Basic.
E_4 F_4		T 123 12- _{E_b}		Basic.
E_4 F_4		T 123 1-- _{E_b}		Basic.
F_4 G_4		T 123 --3 _{E_b}		Basic.
		T 123 -2- _{E_b}		Trill fingering with E_4 .

G ₄		T 123 ---Eb		Basic.
G ₄ A ₄		T 123 ^{G#} ---Eb		Basic.
A ₄		T 12 ---Eb		Basic.
A ₄ B ₄		T 1-- 1---Eb		Basic.
		Bb 1-- ---Eb		Basic, use in passages without B ₄ or B ₅ .
		T 1-- Bb---Eb		Trill fingering with B ₄ .
B ₄ C ₅		B 1-- ---Eb		Basic.
B ₄ C ₅		1-- ---Eb		Basic.
C ₅ D ₅		--- ---Eb		Basic.













[Continue to Second Octave >>](#)












[<< Back to First Octave](#)

Note	Written	Fingering		Description
D ₅		T -23 123		Basic.
D ₅ E ₅		T -23 123 _{Eb}		Basic.
E ₅ F ₅		T 123 12- _{Eb}		Basic.
E ₅ F ₅		T 123 1-- _{Eb}		Basic.
F ₅ G ₅		T 123 --3 _{Eb}		Basic.
		T 123 -2- _{Eb}		Trill fingering with E ₅ .
G ₅		T 123 --- _{Eb}		Basic.
G ₅ A ₅		T 123 ^{G#} --- _{Eb}		Basic.

A ₅		T 1 2- ---Eb		Basic.
A ₅ B ₅		T 1-- 1--Eb		Basic.
		Bb 1-- ---Eb		Basic, use in passages without B ₄ or B ₅ .
		T 1-- Bb---Eb		Trill fingering with B ₅ .
B ₅ C ₆		B 1-- ---Eb		Basic.
B ₅ C ₆		1-- ---Eb		Basic.
C ₆ D ₆		--- ---Eb		Basic.
Continue to Third Octave >>				
















[<< Back to Second Octave](#)

Note	Written	Fingering		Description
D ₆		T -23 ---Eb		Basic.
D ₆ E ₆		T 123 ^{G#} 123 _{Eb}		Basic.
E ₆ F ₆		T 12- 12-Eb		Basic.
E ₆ F ₆		T 1-3 1--Eb		Basic.
F ₆ G ₆		B 1-3 --3Eb		Basic.
G ₆		123 ---Eb		Basic.

<p>G[#]₆ A₆</p>		<p>-23^{G#} ---Eb</p>		<p>Basic.</p>
<p>A₆</p>		<p>T -2- 1--Eb</p>		<p>Basic.</p>
<p>A[#]₆ B₆</p>		<p>T --- 1D--</p>		<p>Basic.</p>
<p>B₆ C₇</p>		<p>B 1-3 --D#-</p>		<p>Basic.</p>
<p>B[#]₆ C₇</p>		<p>123^{G#} 1--B</p>		<p>Basic with B-foot.</p>
		<p>123^{G#} 1--</p>		<p>Basic with C-foot.</p>

[<< Back to Third Octave](#)

Note	Written	Fingering	Description	Src.
------	---------	-----------	-------------	------

<p>C₇ D₇</p> 	-2- ^{G#} 1--			
	-2- ^{G#} 1--c			
	-2- ^{G#} 1-3c		Sharp.	
	-2- ^{G#} 123Eb			KJ
	-2- 23Eb			KJ
	-2- 1-3c			
	-2- 1--c			
	-2- 1--B			DB RD2
	-2- 1--			DB RD2
	-23 ^{G#} 1--		Flat.	
<p>D₇</p> 	T --3 12-c			
	T --3 12-Eb			
	Bb --- 23Eb		Roll out.	

		Bb --- --3B		Good response. Useful in the first movement of the Prokofiev Sonata.	DB
		Bb --- --3		Easy to finger, harder response than when foot keys are also depressed.	KJ
<p>D#₇ Eb₇</p>		B --3 ^{G#} _D 2-			
		B --3 _D 2-		For B-footed instruments.	KJ
		B --3 ^{G#} _D 2-C			
		T --3 _D --C		Flat.	DB RD2
		T --3 _D --Eb			
		T --3 _D 2--Eb		Flat.	
		B --3 _D 2-		Flat.	
		B --3 _D 2-C			
		T -23 _D --Eb			DB
		T --3 ^{G#} _D --Eb			DB
	T 123 ^{G#} _D -3Eb				









E₇
F₇



12 ³ / ₄ -2 _{D#} -			
12 -2 _{D#} -		Sharp.	DB
12- ^{G#} -2 _{D#} -		Sharp.	
123 ^{G#} - _D - _{D#} 3 _C		Flat.	
12 - _D 2 _{D#} 3 _C		Difficult to finger on open-hole models.	
T 123 ^{G#} 0 _D - _{D#} 3 _{Eb} C#		Awkward but in tune. Press both the rim of RH 1 key and the D trill key with RH 1.	KJ
123 - _D 2 _{D#} - _C			
123 12 _{D#} -			
123 -2 _{D#} 3			DB RD2
123 -2 _{D#} -			DB RD2
120 -2 _{D#} -		Slightly sharp.	DB RD2
12 - _D #3 _{Eb} C#		Sharp. Excellent response.	DB RD2
123 12-		Sharp, requires very fast air stream.	AS

		12- 12-c			
		12- 12 _{D#} -			
		12- - _b 23 _C			
		12- - _b -3 _C		Good response.	
		12- --3 _{E_b}			
		12- ^{G#} - ₋ D#3 _{E_b}			
		12- --D#3 _{E_b}			DB
		-2- -2 _{D#} -			
		-20 -2 _{D#} -		Better response.	MK
		-2- --D#3 _{E_b} C#			
		10- --D#3 _{E_b} C#		Flat. Excellent response.	DB RD2
		-0- --D#3 _{E_b} C#		Slightly sharp.	DB RD2
		T 1-3 1-3 _{E_b} B		Sharp.	DB RD2

		123 1 _{D-D#} -			ET
		12- ^{G#} 1 1 _{D-D#-C}			ET
		12- ^{G#} 1- _{D-D#-C}			
		T -23 ^{G#} 1-23			
		T 1-3 1- _{D#3}			
		T 1-3 1- _{D#3Eb C#}			
		T --3 1- _{D#3Eb B}			DB RD2
		T 1-3 1- _{D#3C}			ET
		T 1-3 1-3 _{Eb C#}		Excellent response.	IR
		T -23 ^{G#} 1- _{D2-}		Article by Robert Dick about G₄ from the Larry Krantz Flute Pages.	
		T -23 ^{G#} 1- _{D2-B}			
		T -23 ^{G#} 1-23 _B			

<p>G[#]₇ A₇</p>		<p>T -23^{G#} -D23_B</p>			<p>DB</p>
<p>A₇</p>				<p>Submit a fingering for this note.</p>	
<p>A[#]₇ B₇</p>		<p>T -23^{G#} -1/2D23_B</p>		<p>Very airy. Very difficult.</p>	<p>CP</p>
<p>B₇ C₈</p>				<p>Submit a fingering for this note.</p>	
<p>B[#]₇ C₈</p>		<p>1-3^{G#}11-D#-Eb</p>		<p>Very difficult.</p>	<p>MG</p>